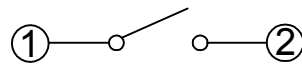
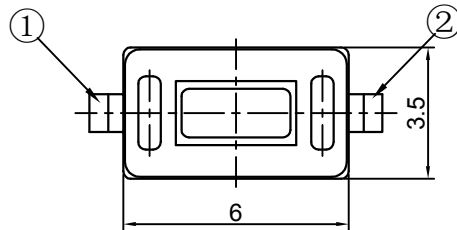
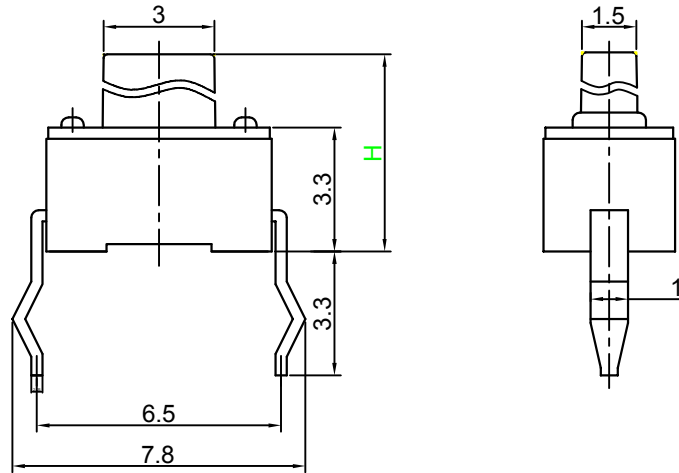


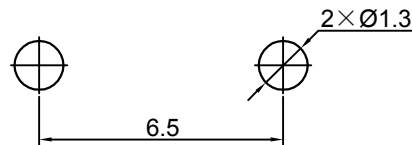
Switch drawings

Dimensional tolerance is $\pm 0.2\text{mm}$

Number Description

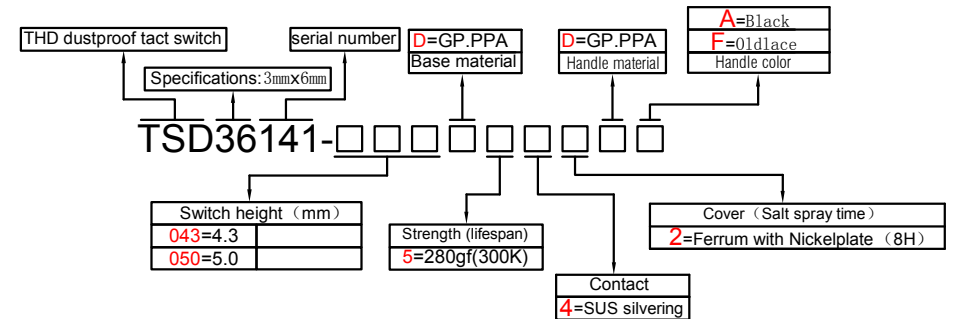


CIRCUIT DIAGRAM



P.C.B. LAYOUT

H	4.3	5.0	5.6	7
---	-----	-----	-----	---



SPECIFICATIONS

Function:	Momentary action
Contact Arrangement:	SPST, Normally Open
Termination:	THD dustproof

Environmental

Operating Temperature:	-25~+70°C
Relative Humidity:	(40°C) $\leq 70\%$

Electrical

Contact Rating:	50mA 12V DC
Dielectric Strength:	250VAC /1min
Contact Resistance:	100mΩMax.
Insulation Resistance:	100MΩMin.
Travel:	0.2 \pm 0.1mm

Mechanical

Actuation Force:	Optional
Life Expectancy:	Optional

Materials

1.Stem:	Optional
2.Cover:	Optional
3.Dustproof film:	Nonoptional
4.Contact:	Optional
5.Holder:	Optional
6.Terminal:	Ag plating Au plating

